
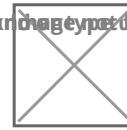



## 4032 - Mitsubishi FGE15D



Attribute	Value	Attribute	Value
<b>Forklift type</b>	Standard	<b>Brand</b>	Mitsubishi
<b>Loading capacity</b>	1500 kg	<b>Drive</b>	Petrol
<b>Lifting height</b>	3000 mm	<b>Crane type</b>	Duplex
<b>Transmission</b>	Manual	<b>Crane height</b>	2110 mm
<b>Type of tires</b>	Solid	<b>Wheels</b>	4
<b>Rear tires</b>	5.00-8	<b>Front tires</b>	6.50-10
<b>Fork length</b>	1070 mm		
<b>Type of sled</b>	FEM 2		
<b>Forklift length</b>	2240 mm		
<b>Forklift width</b>	1070 mm		
<b>Forklift height</b>	2110 mm	<b>Own weight</b>	2590 kg
<b>Condition</b>	Repaired		
<b>Guarantee</b>	6 months / 400 working hours		

\* The prices don't include transport